



## City of Clarence-Rockland Ward Boundary Review

Introductory Council Workshop

December 11, 2024



# Dr. Robert (Bob) Williams

Public Affairs Consultant  
Municipal Electoral Systems Expert

---

# Agenda



**Introduction to the  
2024 Ward Boundary Review**



**Focus on  
Clarence-Rockland**



**Next Steps and  
Discussion**

# Key Questions



**Consider  
these  
Questions**



- How does the present electoral arrangement for the City of Clarence-Rockland measure up?
- Do the current wards deliver **fair representation, conducive to good governance**?
- What are the goals of a Ward Boundary Review?
- What information does Council need to **make an informed decision**?

# 2024 Ward Boundary Review

## Why Undertake the Review?

Prepare Council to consider and discuss whether to maintain the existing ward boundaries or pursue an alternative arrangement.

## Objectives of the Review

### Fair Representation

Reviewing electoral arrangements can help ensure fair representation and give communities an equitable voice in decision-making processes.

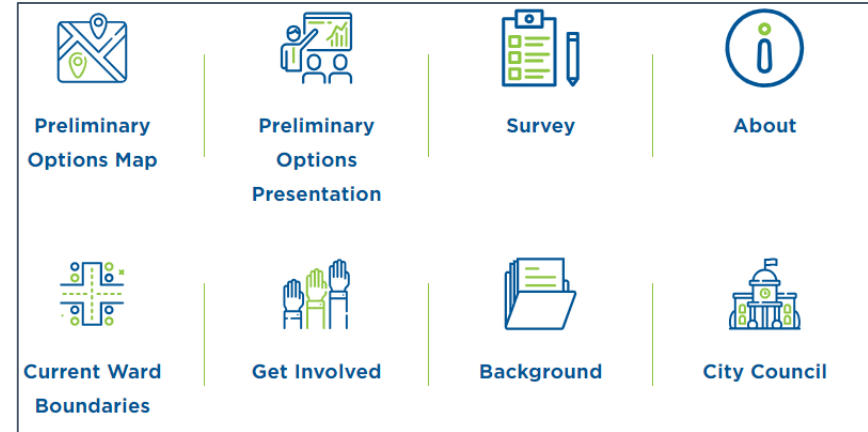
### Consider Population and Demographic Changes

A review can align boundaries, reflect population shifts, and better serve evolving community distribution and interests.

### Improve Democracy

An independent review promotes transparency and accountability, bolstering trust in the democratic system, and increasing civic engagement.

## Website Materials and Interactive Tools



## Educational Videos



# 2024 Ward Boundary Review



## Legislative Basis

Ontario's *Municipal Act, 2001* authorizes a local municipality to:

Change the size of the Council

- Requirement that there be a minimum of five members, including the head of Council
- No appeal rights associated with executing this authority

Determine how Council (other than the Mayor) will be elected

- May be elected by general vote, wards, or any combination of a general vote and wards
- No appeal rights associated with executing this authority

Divide or re-divide the municipality into wards or dissolve the existing wards

- A by-law adopted by Council is subject to appeal rights

The *Municipal Elections Act, 1996* standardizes key elements:

- Date of elections
- Term of office
- Eligibility
- Counting of ballots



# 2024 Ward Boundary Review

## Guiding Principles



Overriding Principle of “Effective Representation”



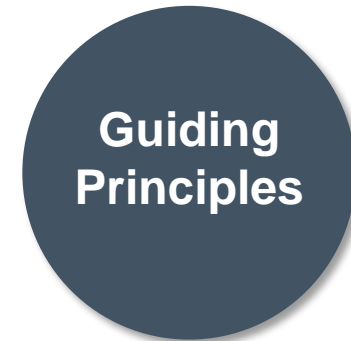
Balancing the present and future population distribution among the wards



Respecting established neighbourhoods and communities (Communities of Interests)




Respecting geographical features and the defining natural and infrastructure boundaries




# Focus on Clarence-Rockland

## Past, Present and Future




### Clarence-Rockland Ward Boundaries Created

A 9-member Council (including the Mayor and 8-wards) was established through the amalgamation of Clarence-Rockland





### Population Growth

Clarence-Rockland's permanent population has increased from an estimated 18,633 at the time of amalgamation (1996 census) to 26,505 in the 2021 census.



### 2024 Ward Boundary Review



### Next Municipal Election

Any adjusted ward boundaries would be in effect for the October 26, 2026 Municipal Election

2024 WARD BOUNDARY REVIEW



# Focus on Clarence-Rockland

## Population and Growth

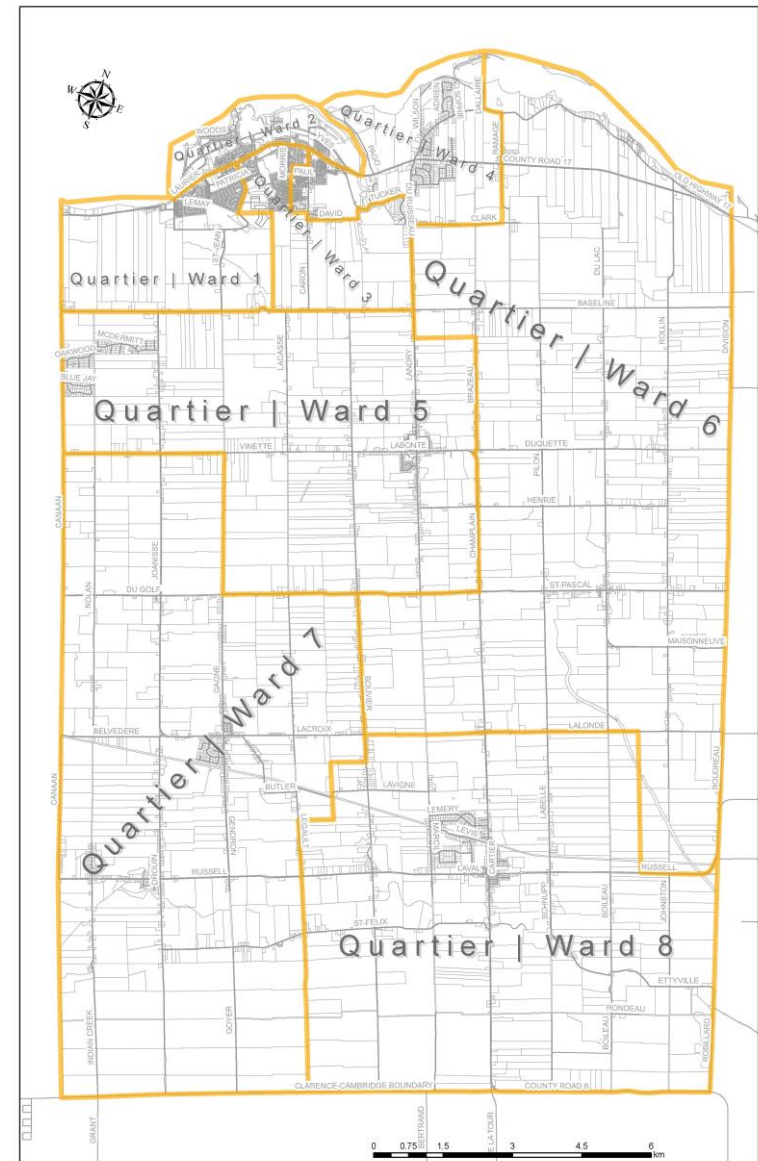
### Total Clarence-Rockland Population

**26,505**  
2021  
Census

### 2011 – 2021 Total Clarence-Rockland Population Change

**3,320**  
Population  
Change

**14%**  
Growth




# Focus on Clarence-Rockland

## Clarence-Rockland Council Composition and Representation in Ontario Municipalities



### Mayor

Elected at-large as the head of Local Council



### 8 Ward Councillors

Elected by ward to serve on Local Council

Municipality	2021 Population	Area (sq.km)	Council Members	Avg. Population per Member
Brockville	22,116	20.91	9	2,457
<b>Clarence-Rockland</b>	<b>26,505</b>	<b>297.47</b>	<b>9</b>	<b>2,945</b>
Collingwood	24,811	33.15	9	2,757
Huntsville	21,147	705.18	9	2,350
South Frontenac	20,188	948.1	9	2,243
Springwater	21,701	535.85	7	3,100
Wasaga Beach	24,862	57.42	7	3,552
<b>Average</b>	<b>23,047</b>	<b>371.15</b>	<b>8</b>	<b>2,772</b>

Council Members include head of Council.

# Next Steps

## Project Timelines and Activities

---



**Today**

### **Introductory Workshop**

Introduce Consultant Team

Provide background information

Stimulate discussion



**Fall  
2024**

### **Information Collection**

Collect core review themes and key considerations

Interview senior staff and all members of Council

*Engage community and stakeholders*



**Winter  
2025**

### **Reflection and Evaluation**

Reflect on collected information

Evaluate existing ward boundaries

Explore alternatives



**Spring  
2025**

### **Recommendations and Report**

*Engage community and stakeholders*

Present alternative options

Prepare and deliver recommendations to Council