

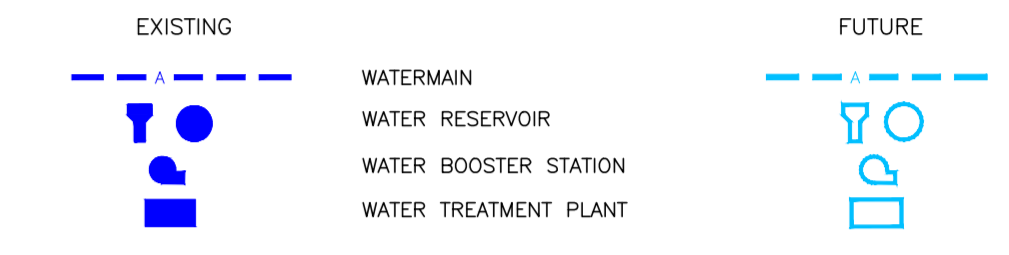
NOTES

- DO NOT SCALE DRAWINGS; ONLY FIGURED DIMENSIONS ARE TO BE USED. WHERE DOUBT EXISTS; FILE REQUEST FOR INTERPRETATION AND REQUEST CLARITY.
- IT IS THE RESPONSIBILITY OF THE GENERAL CONTRACTOR TO VERIFY DIMENSIONS ON SITE; REPORT DISCREPANCIES TO THE ARCHITECT PROMPTLY.
- GENERAL CONTRACTOR TO TAKE INTO ACCOUNT CONSTRUCTION TOLERANCE; GENERAL CONTRACTOR TO COORDINATE THE WORK OF DIFFERENT TRADES TO COMPLY WITH DESIGN INTENT.
- DRAWINGS AND SPECIFICATIONS ARE COMPLEMENTARY AND ARE TO BE READ TOGETHER.

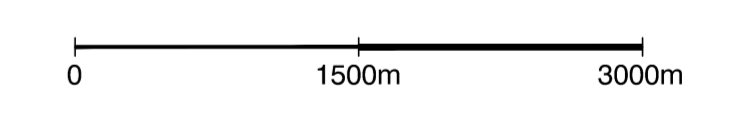
COPYRIGHT

THIS DRAWING IS AN INSTRUMENT OF SERVICE AND IS PROTECTED BY COPYRIGHT AND IS THE SOLE PROPERTY OF EXP SERVICES INC. COPIES, INCLUDING ELECTRONIC COPIES MAY ONLY BE USED FOR THE PURPOSE INTENDED, FOR THE SINGLE PROJECT FOR WHICH THEY ARE ISSUED AND MAY NOT BE OFFERED FOR SALE OR TRANSFER WITHOUT THE EXPRESS WRITTEN PERMISSION OF THE ENGINEER.

LEGEND

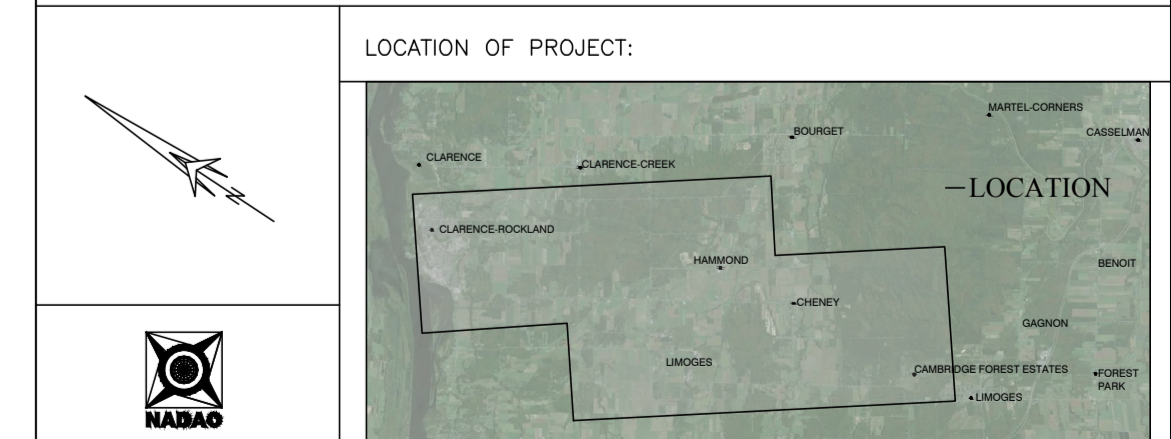


3	2017/03/14	PRELIMINARY	M-0 GRATTON	P.MAGUIRE
2	2017/03/10	PRELIMINARY	M-0 GRATTON	P.MAGUIRE
1	2017/02/24	PRELIMINARY	M-0 GRATTON	P.MAGUIRE
REV. No.	DATE	NATURE	DRAWN	APPROVED
ISSUE RECORD:		BY		



PROJECT: LIMOGES WATER SUPPLY ALTERNATIVE

DRAWING: PRELIMINARY WATER SYSTEM LAYOUT



SURVEYED:	CONCEPTION :	P.MAGUIRE, ing.
DRAWN: M-0 GRATTON, ing jr	REVIEWED:	P.MAGUIRE, ing.
REVIEWED : P.MAGUIRE, ing.	APPROVED :	P.MAGUIRE, ing.
DATE : 2016/10/05	SCALE :	HOR. 1:40000
CONTRACT No. : GAT-00235661-A0	PLAN No. :	C01